



**Seating  
furniture  
catalogue**

# Contents

---

About ALBA .....	4
30-Year Anniversary .....	5
Quality and Certification .....	6
Sustainability .....	6
ALBA Production .....	7
ALBA Configurator .....	8
Office Chairs .....	9–24
24/7 Chairs .....	25–30
Conference Chairs .....	31–40
Soft Seating .....	41–47
Solutions .....	48–50
Projects .....	51–52
Fabric Palette .....	53–55
Partnership with ALBA .....	56
Become Our Reseller .....	57
ALBA Collections .....	58
Showrooms .....	59



# About ALBA

Established in 1995, ALBA has evolved into one of Europe’s leading chair manufacturers. We specialise in functional seating solutions across all price segments, offering executive chairs, office seating, visitor chairs, waiting area benches, design chairs and soft seating collections with attention to quality and durability.

With six branches across the Czech Republic, Slovakia, and Germany, we have successfully exported our products throughout Europe for over two decades. Operating exclusively in the B2B sector, ALBA serves as a reliable partner for interior designers, architects, furniture retailers, and project contractors. Our clients value our commitment to quality, flexibility, and professional support in all business interactions.

**100+**  
employees

**780**  
customers across Europe

**150 000**  
chairs yearly produced



# Celebrating 30 Years of Seating Excellence

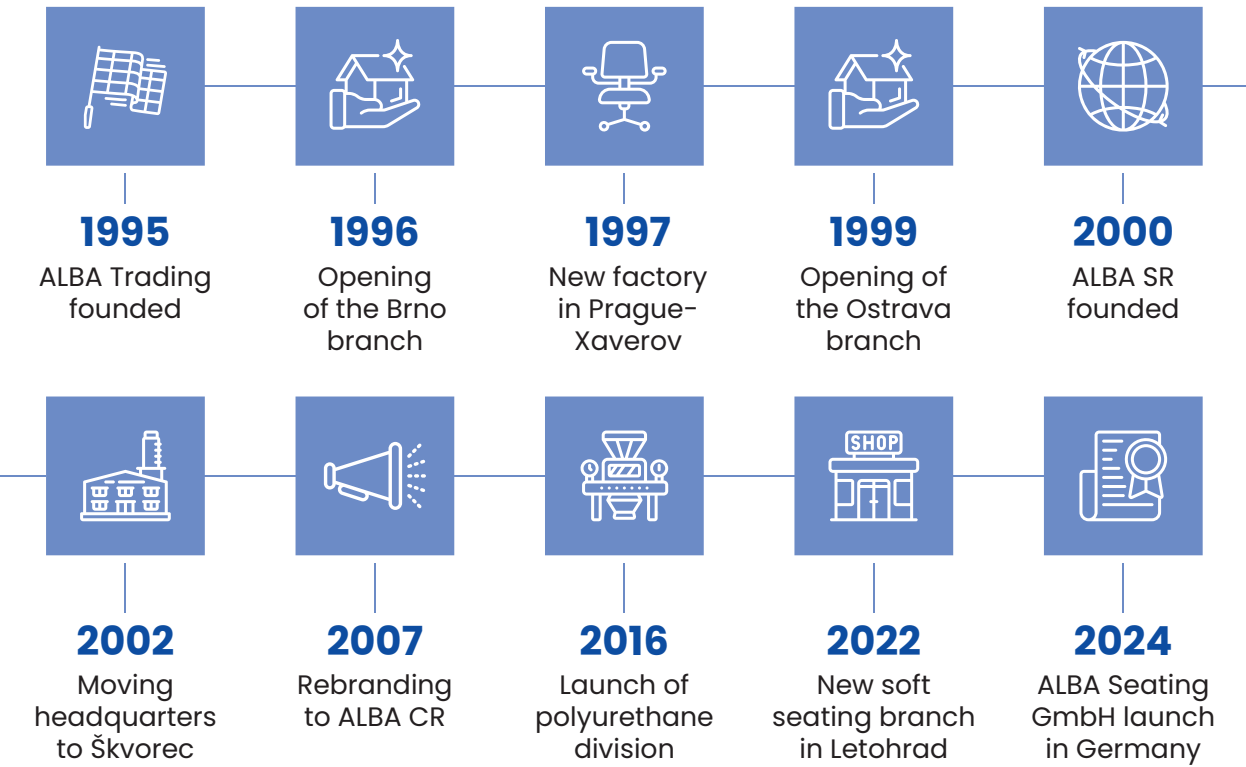


Since 1995, we have been a trusted partner for those seeking quality and reliable seating solutions. From our humble beginnings as a small team, we have grown into a stable company exporting to numerous European countries. We extend our heartfelt thanks to all customers, colleagues, and partners who have been part of our journey.



*“For thirty years, we’ve believed that quality isn’t just about materials, but primarily about people. That’s why we grow together – as a company and as a family.”*

Milan Laube, Sabina den Brinker, František Laube





# Quality and Certification

## Certified components and comprehensive quality testing

At ALBA, excellence isn't just a promise—it's woven into our DNA. Each chair is engineered with precision and undergoes thorough quality checks throughout the production process, ensuring full compliance with the most current European standards for office seating, including EN 1335-1, EN 1335-2, EN 16139. We partner primarily with premium regional and European suppliers, sourcing only certified fabrics, materials, and components that exceed stringent quality and safety benchmarks.



# Sustainability

Making amazing chairs for a sustainable world



At ALBA, we are committed to reducing our ecological footprint. In 2015, we implemented a comprehensive eco-management program following ISO 14001 standards to minimize our impact. We integrate sustainability throughout our operations—from sourcing materials and packaging to optimizing logistics and energy use. In 2022, we received both the 'Environmentally Friendly Product' ecolabel and EU Ecolabel certification for our custom-made seating furniture.

# ALBA Production

Full production control guarantees superior chair quality

Our three in-house manufacturing plants allow us to control the quality of every piece of seating furniture we produce. ALBA chairs are made only from proven and tested components, mainly from European suppliers, with upholstery work forming an integral part of our production.

## Built with care, trusted for the long haul

We are committed to making sure that you sit as comfortably as possible on our chairs. That's why we use the highest quality and certified components to manufacture them, which also guarantees that our chairs will serve you for many years.

We produce moulded foam or cut upholstery fillings, sew fabric covers and assemble chairs by hand directly in our factories. Our products are independently tested and go through a rigorous internal quality control process.



# ALBA Configurator

Simplify your sales process with our online tool

The ALBA Configurator transforms seating furniture sales by offering complete customisation while streamlining your business process. Perfect for interior designers, furniture retailers, and architects selling ALBA products.



Customise chairs with your choice of materials and components.



Create branded quotes and product sheets instantly.



Show customers interactive 3D models of configurations.



Send orders directly to production with accurate pricing.

## 3 Simple Steps

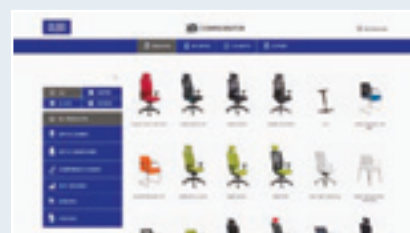
1

>


2

>

3



Choose a chair model from our range to configure.



Select components, materials and colours.



Create your order, a quotation or get product datasheets.

Learn more about all features and benefits at [albaseating.com/alba-configurator](https://albaseating.com/alba-configurator). Contact us for login credentials and elevate your sales approach with ALBA Configurator.

## Office Chairs

Office seating belongs to the elite disciplines of furniture design

No other piece of furniture requires such a thorough knowledge of anatomy and ergonomics as an office chair. Only through careful study of the human body and sophisticated functional design you can create seating that allows you to work truly efficiently.





# GAME

Premium ergonomic chair with exceptional quality and flexible configurations

We designed the GAME chair especially for professionals who need a perfectly adaptable, ergonomically sophisticated and breathable chair for their modern office. One that provides optimal support, comfort and concentration throughout the day while working at their desk.

## Key Features

### Extra adjustable

Perfectly ergonomic chair that adjusts to every body type with synchronous mechanism in basic configuration

### Components

Components including adjustable lumbar support can be easily upgraded or changed



### Equipment options

Extensive optional equipment to adapt chairs to customer requirements

### High durability

The materials such as injection moulded foam (VIP) and high quality mesh or self-supporting fabric guarantee long durability without sagging

## GAME Series

The chairs from the GAME series perfectly adapt to your individual needs and, thanks to their generous design, are also suitable for tall users above 190 cm. The lockable, height-adjustable backrest stays securely in the chosen position and the pleasantly soft lumbar support supports your back exactly where it is needed. A fully adjustable synchronous mechanism is included in the basic configuration and proper seating and better support can be aided by matching armrests and headrests.



GAME PROKUR



GAME BOSS VIP



GAME BOSS VIP UPH



GAME BOSS



GAME BOSS NET



Height adjustable backrest



Height adjustable lumbar support



Seat depth adjustment (T-Synchro, TB-Synchro, Synchro LaP)





Make Your Own GAME



Mechanism  
Synchro



Mechanism  
T-Synchro



Mechanism  
TB-Synchro



Mechanism  
Synchro LaP



Loop polished  
aluminium base  
Ø 700 mm  
+ chrome piston



Flat polished  
aluminium base  
Ø 640 mm  
+ black piston



Flat black  
aluminium base  
Ø 640 mm  
+ black piston



Loop nylon chair base  
with metal insert  
Ø 640 mm



Castors  
Ø 65 mm



Castors  
Ø 65 mm for hard  
surfaces



PP armrests  
P51  
height adjustable



PU armrests  
P54  
height adjustable



PU armrests  
P44C  
2D  
with chrome base



PU armrests  
P48C 4D  
with lock  
and chrome base



PU armrests  
P58 3D  
with lock



PU armrests  
P98  
4D



Mesh 3D  
adjustable  
headrest



Upholstered  
fixed headrest



Clothes hanger  
Only for fixed headrest



Upholstered 3D  
adjustable headrest

Fortis



Cura



Bombay




Lucky




The complete offer of colours and surfaces can be found in the price lists or in the ALBA Configurator.


Specifications




GAME BOSS VIP, GAME BOSS VIP UPH	
Seat width	52 cm
Seat depth	50 cm
Seat height	44-55 cm
Chair height without headrest	104-120 cm
Weight capacity	150 kg
Weight	18 kg
Packaging	0,3 m³
Warranty	5 years



GAME BOSS	
Seat width	52 cm
Seat depth	51 cm
Seat height	44-55 cm
Chair height without headrest	104-120 cm
Weight capacity	150 kg
Weight	18 kg
Packaging	0,3 m³
Warranty	5 years



GAME BOSS NET	
Seat width	53 cm
Seat depth	51 cm
Seat height	45-52 cm
Chair height without headrest	104-120 cm
Weight capacity	130 kg
Weight	18 kg
Packaging	0,3 m³
Warranty	5 years



GAME PROKUR	
Seat width	49 cm
Seat depth	46 cm
Seat height	48 cm
Chair width	56 cm
Chair depth	61 cm
Chair height	87 cm
Weight capacity	130 kg
Weight	9 kg
Stackability	3 pcs
Warranty	5 years

Parameters are only valid for the basic configuration.



# KENT

Built for executives and managers, who require maximum comfort in the workplace

The exclusive KENT chairs and armchairs are designed for professionals and managers who value clean modern design with full ergonomic functionality. Perfect for offices that demand both ergonomic excellence and sophisticated appearance. Their uncompromising comfort makes them ideal for everyday office work and extended use.

## Key Features

### Extra comfortable backrest

Thanks to its height, the KENT chair provides maximum comfort, making it the ideal office chair for all body types

### Synchronous mechanism

This advanced mechanism is part of the basic equipment



### Ergonomic design

All-day seating comfort is ensured by the use of injected moulded or high-quality foam and rich padding

### High weight capacity

The robust chairs are designed to support up to 160 kg

## KENT Series

The five models in the KENT series share exclusive designs and design details, making them perfect for a complete office environment – from stylish executive offices, to casual workstations and meeting rooms.



KENT PROKUR



KENT PROKUR NET



KENT EXCLUSIVE



KENT BOSS



KENT NET





Make Your Own KENT



Mechanism  
Synchro



Mechanism  
T-Synchro



Mechanism  
TB-Synchro



Mechanism  
IMA Synchro



Loop polished  
aluminium base  
Ø 700 mm  
+ chrome piston



Flat polished  
aluminium base  
Ø 640 mm  
+ black piston



Flat black  
aluminium base  
Ø 640 mm  
+ black piston



Loop nylon chair base  
with metal insert  
Ø 640 mm



Castors  
Ø 65 mm



Castors  
Ø 65 mm for hard  
surfaces



PP armrests  
P51  
height adjustable



PU armrests  
P54  
height adjustable



PU armrests  
P44C  
2D  
with chrome base



PU armrests  
P58 3D  
with lock



PU armrests  
P48C  
4D with lock and  
chrome base



PU armrests  
P98  
4D



PP armrests  
P27 BLACK  
FOR KENT PROKUR



Stitched edges  
of the seat  
for KENT BOSS, NET  
AND PROKUR



Fixed headrest  
for KENT  
EXCLUSIVE



Upholstered 3D  
adjustable headrest  
for KENT BOSS/NET



Height adjustable  
mesh  
headrest



Inflatable  
lumbar  
support



Fixed  
lumbar  
support

Cura



Fortis



Valencia



Era



The complete offer of colours and surfaces can be found in the price lists or in the ALBA Configurator.

Specifications



KENT EXCLUSIVE

Seat width	51 cm
Seat depth	48 cm
Seat height	46–57 cm
Chair height without headrest	103–121 cm
Weight capacity	160 kg
Weight	22 kg
Warranty	5 years



KENT BOSS

Seat width	51 cm
Seat depth	48 cm
Seat height	46–57 cm
Chair height without headrest	106–126 cm
Weight capacity	160 kg
Weight	16 kg
Warranty	5 years



KENT NET

Seat width	51 cm
Seat depth	48 cm
Seat height	46–57 cm
Chair height without headrest	108–119 cm
Weight capacity	160 kg
Weight	16 kg
Warranty	5 years

Parameters are only valid for the basic configuration.



KENT PROKUR

Seat width	48 cm
Seat depth	51 cm
Seat height	47 cm
Chair width	65 cm
Chair depth	58 cm
Chair height	84 cm
Weight capacity	130 kg
Weight	7,5 kg
Stackability	4 pcs
Warranty	5 years

# LEVIA

Harmonious design chair defined by user convenience and exceptional seating comfort



The LEVIA chair features a weight-responsive synchronous mechanism, elegantly integrated into the seat. Its fully upholstered backrest with height-adjustable lumbar support provides ergonomic protection while maintaining a clean, modern look for professional spaces.

## Key Features

### Smart mechanism

The synchronous mechanism with automatic weight adjustment is lockable in four positions and stylishly concealed in the rounded shape of the seat



### Size options

For optimum comfort, available in low, medium or high back versions to suit different workplace needs

### Lumbar support

The height-adjustable lumbar support provides extra reinforcement for the lower back, enhancing ergonomic comfort

## LEVIA Series

The LEVIA family meets diverse workplace needs with three backrest heights—low for collaboration, medium for daily work, and high for executive spaces. All models offer automatic weight adjustment, ergonomic support, and aesthetic flexibility with black or white components and various upholstery options.



LEVIA HIGH



LEVIA MEDIUM



LEVIA LOW

### Customise Your LEVIA



Loop polished aluminium base  
Ø 700 mm  
+ chrome piston



Flat polished aluminium base  
Ø 700 mm  
+ black piston



Flat black aluminium base  
Ø 700 mm  
+ black piston



Castors  
Ø 65 mm



Castors  
Ø 65 mm  
for hard surfaces

## Specifications



LEVIA HIGH	
Seat width / depth	50 cm / 47 cm
Seat height	44-56 cm
Backrest height	68 cm
Chair height	109-121 cm
Weight capacity	150 kg
Weight	17,5 kg
Packaging	0,25 m³
Warranty	5 years

LEVIA LOW/MEDIUM	
Seat width / depth	50 cm / 47 cm
Seat height	44-56 cm
Backrest height	45 cm / 55 cm
Chair height	89-101 cm / 99-111 cm
Weight capacity	150 kg
Weight	16,5 kg / 17 kg
Packaging	0,2 m³
Warranty	5 years



# MARLENE

Timeless mesh chair with minimalist design for style-focused offices

# JOB

The simple but stylish design makes JOB a timeless eye-catcher in any space

The MARLENE series stands out for its minimalist design language, lightweight construction and quality workmanship. At the same time, it meets all basic seating requirements, making it perfect for enterprising professionals who care about the stylish appearance of their office.



MARLENE BOSS    MARLENE PROKUR

Comfort during productive work – the JOB task chair combines comfort and functionality. JOB scores with a unique, back-supportive design, featuring a height-adjustable shaped backrest and a seat cushion made of moulded foam for increased ergonomics and durability.



JOB

### Customise Your MARLENE



PP armrests P50O open type



PP armrests P50U closed type



Loop polished aluminium base Ø 700 mm + chrome piston



Castors Ø 65 mm for hard surfaces MARLENE BOSS



Black nylon base + castors MARLENE PROKUR



Tilt mechanism MARLENE PROKUR



Auto-return piston MARLENE PROKUR

### Customise Your JOB



Mechanism IMA Synchro



Inflatable lumbar support



PU armrests P58 3D with lock



PU armrests P98 4D



Loop nylon chair base with metal insert Ø 640 mm



Castors Ø 65 mm



Castors Ø 65 mm for hard surfaces

## Specifications



MARLENE BOSS	
Seat width / depth	48 cm / 44–53 cm
Seat height	44–53 cm
Chair height	110–119 cm
Weight capacity	130 kg
Weight	14 kg
Warranty	5 years

MARLENE PROKUR	
Seat width / depth	48 cm / 45 cm
Seat height	46 cm
Chair height	94 cm
Weight capacity	130 kg
Weight	11 kg
Warranty	5 years

## Specifications



JOB	
Seat width / depth	50 cm / 45 cm
Seat height	44–55 cm
Backrest height	66 cm
Chair height	100–121 cm
Weight capacity	130 kg
Weight	18 kg
Warranty	5 years



# JOO ELITE

Premium executive chair with superior features designed for our most demanding customers



# LARA

A trusted classic our customers always rely on



With a weight capacity of up to 160 kg, JOO ELITE comes in two versions: full mesh (NET) or upholstered seat (UPHS). Both include a 3D mesh headrest, mesh backrest with 3D lumbar support, and four-step height adjustment. The depth-adjustable seat with forward tilt promotes active sitting, while the synchronous mechanism and 5D armrests with soft PU pads ensure full customisation. Metal accents and a polished aluminium base with universal castors complete the high-performance design.



JOO ELITE NET



JOO ELITE UPHS



Looking for a reliable office chair for dynamic workspaces? The LARA series combines key ergonomic features with quick adaptability for diverse users. Its smart design ensures all-day comfort while accommodating different body types. LARA chairs deliver the ideal balance of durability, functionality, and value for busy offices.



LARA



LARA VIP

## Customise Your LARA



Mechanism TB-synchro



PU armrests P44C 2D with chrome base



PU armrests P58 3D with lock



Inflatable lumbar support



Loop polished aluminium base Ø 700 mm + chrome piston



Castors Ø 65 mm for hard surfaces



Castors Ø 65 mm

## Specifications



### JOO ELITE NET

Seat width / depth	50 cm / 48 cm
Seat height	43-53 cm
Chair height	101-115 cm
Chair width	66 cm
Weight capacity	130 kg
Weight	32 kg
Warranty	5 years

### JOO ELITE UPHS

Seat width / depth	50 cm / 48 cm
Seat height	43-53 cm
Chair height	101-115 cm
Chair width	66 cm
Weight capacity	130 kg
Weight	32 kg
Warranty	5 years

## Specifications



### LARA

Seat width	51 cm
Seat depth	48 cm
Seat height	43-54 cm
Chair height without headrest	97-116 cm
Weight capacity	130 kg
Weight	14,8 kg
Warranty	5 years

### LARA VIP

Seat width	50 cm
Seat depth	45 cm
Seat height	44-55 cm
Chair height without headrest	98-117 cm
Weight capacity	130 kg
Weight	18 kg
Warranty	5 years



# YORK

Versatile ergonomic chair delivering lasting comfort in any workspace

The YORK chairs combine timeless design with all-day comfort through two proven options – a fully upholstered model and a breathable mesh version with adjustable lumbar support. Both feature synchronous mechanisms for proper back alignment while extensive customisation options allow users to tailor their chair to specific needs and budgets.



YORK BOSS



YORK NET

## Customise Your YORK



Mechanism  
T-Synchro



PP armrests  
P51  
height adjustable



PU armrests  
P54  
height adjustable



Chrome metal base  
Ø 640 mm  
+ black piston



Flat polished  
aluminium base  
Ø 640 mm  
+ black piston



Castors  
Ø 50 mm



Castors  
Ø 50 mm  
for hard surfaces

## Specifications



### YORK BOSS

Seat width	51 cm
Seat depth	46 cm
Seat height	44-55 cm
Chair height without headrest	97-117 cm
Weight capacity	150 kg
Weight	14,5 kg
Warranty	2 years

### YORK NET

Seat width	51 cm
Seat depth	46 cm
Seat height	44-55 cm
Chair height without headrest	99-111 cm
Weight capacity	150 kg
Weight	14 kg
Warranty	2 years

## 24/7 Chairs

Chairs that help save lives, protect properties and stay focused

When it comes to safety, there's no room for compromise. That's why at ALBA, we manufacture chairs and armchairs for 24-hour operations with a strong focus on durability, uncompromising ergonomics, and the highest quality materials.



# DISPOS

The durable and fantastically comfortable heavyweight champion you can always lean on

DISPOS chairs are the most comfortable seating solution for workers in continuous operations characterised by a very demanding environment. The special ergonomic design with rich padding provides optimal support for intensive use in dispatch centres or call centres.

## Key Features

### Top quality materials

Made from premium, highly durable components and finished with richly stitched, high-quality upholstery

### Versatile comfort and support

Advanced Assistblock mechanism lockable in 5 positions with adjustable tilt tension, an adjustable headrest cushion and foldable armrests for ultimate comfort and versatility



### Extremely high weight capacity

Extremely robust fully upholstered heavy duty chair with certified weight capacity of 200 kg

### High durability

Durable heavy-duty piston ensures a long chair lifespan

## DISPOS Series

The DISPOS series features a special ergonomic design with rich padding and softly padded folding armrests. The chairs offer maximum comfort even under intensive and prolonged use. The two size variants accommodate a wide range of different body types.



DISPOS




DISPOS MIDI



## Built for Heavy Duty Use

Durable construction using premium components ensures a chair that will serve you reliably for many years. This robust design allows the chair to withstand heavy loads and intensive use by a variety of users. To accommodate the widest range of weights, a high load capacity is essential.

### Customise Your DISPOS



## Specifications



DISPOS	
Seat width	55 cm
Seat depth	54 cm
Seat height	46-58 cm
Chair width	70 cm
Chair height	116-128 cm
Weight capacity	200 kg
Weight	23 kg
Packaging	0,4 m³
Warranty	5 years

DISPOS MIDI	
Seat width	55 cm
Seat depth	48 cm
Seat height	42-51 cm
Chair width	70 cm
Chair height	112-124 cm
Weight capacity	200 kg
Weight	21 kg
Packaging	0,4 m³
Warranty	5 years

# ERGO

Premium ergonomic chair designed for demanding 24-hour operations

The ERGO heavy-duty chair features an advanced synchronous mechanism with lateral tension control, allowing personalized seat depth adjustment and negative tilt positioning. Its ergonomically sculpted seat and backrest work in harmony with the inflatable, depth-adjustable lumbar support to minimize spinal pressure and enhance long-term comfort.

## Key Features

### Heavy duty

Highly ergonomic heavy-duty chair with a certified weight capacity of up to 160 kg

### Lumbar support

Inflatable lumbar support for superior lower back comfort



### Durability

Premium materials and robust construction for exceptional longevity

### Advanced mechanism

Synchronous mechanism with seat depth adjustment, negative seat tilt and comfortable side tension adjustment

## ERGO Series

The ERGO series excels in 24/7 environments where multiple users share workstations. Quick adjustment capabilities accommodate different body types while premium foam and durable upholstery provide lasting comfort. Ergonomic comfort is enhanced with 4D armrests and an adjustable headrest. For users under 175 cm, the MIDI variant offers a more compact seat design.



ERGO



ERGO MIDI

### Customise Your ERGO



Headrest



Flat polished aluminium base  
Ø 700 mm  
+ black piston



PU armrests  
P78  
4D



Castors  
Ø 65 mm for hard  
surfaces



Height adjustable  
backrest



Inflatable lumbar  
support



Seat depth  
adjustment



Negative seat tilt

## Specifications



### ERGO

Seat width / depth	54 cm / 51 cm
Seat height	46-56cm
Chair height without headrest	108-127 cm
Weight capacity	160 kg
Weight	21 kg
Warranty	5 years



### ERGO MIDI

Seat width / depth	54 cm / 45 cm
Seat height	42-51 cm
Chair height without headrest	104-123 cm
Weight capacity	160 kg
Weight	20 kg
Warranty	5 years



# NONSTOP

Ergonomic office chair for continuous 24-hour professional use

Engineered for demanding shift work, the NONSTOP chair delivers exceptional durability and ergonomic comfort. The fully upholstered chair supports up to 200 kg and features an advanced synchronous mechanism, adjustable seat depth, and depth-adjustable lumbar support – ensuring lasting comfort during long hours of concentrated work in control rooms, reception desks, dispatch centres and other high-intensity environments.



Depth-adjustable lumbar support



Seat depth adjustment



NONSTOP

## Customise Your NONSTOP



Flat black aluminium base Ø 700 mm + black piston



Flat polished aluminium base Ø 700 mm + black piston



PU armrests P76 5D



PU armrests P78 4D



Fixed headrest NONSTOP



Castors Ø 65 mm for hard surfaces



Castors Ø 65 mm

## Specifications



### NONSTOP

Seat width / depth	53 cm / 50 cm
Seat height	44-53 cm
Chair height w/o headrest	100-110 cm
Weight capacity	200 kg
Weight	20 kg
Packaging	0,4 m³
Warranty	5 years

# Conference Chairs

Provide comfortable seating for all your guests

Conference chairs complement our portfolio of seating furniture. They are most often found in meeting rooms, offices, waiting rooms of various institutions, but also in auditoriums and conference halls. Comfort, durability and functionality are the key features of conference seating.



# LINE

Lightweight wooden chairs  
blending comfort and versatility  
for any space

The LINE series features comfortable curved plywood seats with smooth contours and rounded edges, designed for extended everyday use. Available with high-quality fabric upholstery, these chairs offer exceptional comfort in various environments – from corporate offices and educational facilities to restaurants and waiting areas where style and durability are essential.

## Key Features

### Robust design

Practical, stackable wooden chair with metal frame and weight capacity of up to 140 kg



### Style options

Available in three frame colours, two wood finishes and two seat cover options

### Premium fabrics

Extensive selection of premium upholstery fabrics

## LINE Series

The collection includes several distinctive models with a beech or oak plywood shell on different metal bases. The standard four-legged design provides stability, while the four-star base with castors offers mobility. Designed for public spaces, the bench accommodates several people comfortably. The LINE bar stool with its characteristic low back completes the family, making this series a comprehensive seating solution for diverse interior requirements.



LINE B



LINE SL



LINE OFFICE



LINE 4L



LINE BAR

## Specifications



### LINE 4L

Seat width / depth	44 cm / 40 cm
Seat height	46,5 cm
Chair width	53,5 cm
Chair depth	52 cm
Chair height	83 cm
Weight capacity	140 kg
Weight	5,5 kg
Stackability	8 pcs
Packaging	0,23 m³
Warranty	5 years



### LINE SL

Seat width / depth	44 cm / 40 cm
Seat height	46,5 cm
Chair width	55,5 cm
Chair depth	49,5 cm
Chair height	82,5 cm
Weight capacity	130 kg
Weight	7,1 kg
Stackability	10 pcs
Packaging	0,23 m³
Warranty	5 years



# EMMA

Distinctive design that adapts to your space – wherever you need it



The EMMA collection is defined by clean, distinctive lines that adapt to any environment. With colourful shell options, various base choices, and upholstery possibilities, EMMA offers remarkable versatility for both commercial and residential use – from offices and coworking spaces to conference rooms and home offices.

## Key Features

### Exceptional versatility

Available in multiple configurations from stackable chairs to swivel office models and multi-seat benches

### Comfort customisation

Upgrade with optional upholstered seat cushions for enhanced comfort



### Extensive colour options

Choose from six vibrant shell colours and various frame finishes to match any interior design

### Smart functionality

Enhance with accessories like armrests, writing tablets, or row connectors for maximum utility

## EMMA Series

Available in six vibrant shell colours and multiple base configurations, the EMMA series transforms to meet your specific needs. Choose from stackable four-leg models, swivel office chairs, or multi-seat benches, each customizable with different frame colours, upholstery options, and practical accessories for maximum functionality.



EMMA AIR



EMMA CONFERENCE



EMMA OFFICE



EMMA B

### Available Shell Colours



### Customise Your EMMA AIR



Armrests in matching plastic shell colour



Black plastic table + armrests in matching plastic shell colour



Articulated plastic glides

### Customise Your EMMA OFFICE



Chrome metal base  
Ø 640 mm  
+ black piston



Flat polished aluminium base  
Ø 640 mm  
+ black piston



Chair trolley



Glides black



Castors  
Ø 65 mm



Castors  
Ø 65 mm for hard surfaces

## Specifications

### EMMA AIR

Chair width	52 cm
Seat width	45 cm
Chair height	81,5 cm
Weight capacity	160 kg
Weight	5,5 kg
Packaging	0,23 m³
Warranty	5 years

### EMMA CONFERENCE

Chair width	54 cm
Seat width	45 cm
Chair height	81 cm
Weight capacity	160 kg
Weight	5,5 kg
Packaging	0,24 m³
Warranty	5 years

### EMMA OFFICE

Chair width	64 cm
Seat width	45 cm
Chair height	76-89 cm
Weight capacity	160 kg
Weight	6,5 kg
Packaging	0,24 m³
Warranty	5 years

# FILO

Slim, elegant design that fits seamlessly into any professional space



# OLYMP

Timeless stylish design with ultimate seating comfort



The FILO chair family offers versatility through multiple variants - elegant mesh backs for representative spaces, writing pads for conferences, and easy-clean plastic shells for high-traffic areas. Set on a subtle steel frame, these stackable chairs can be connected in rows and quickly stored when needed. The collection includes a matching bench, creating a complete seating solution for diverse interior requirements.



FILO B



FILO



FILO UPH



FILO NET

The OLYMP meeting chairs offer supreme comfort for conference rooms and office guests with their distinctive cantilever chrome frames and integrated armrests. Available with airy mesh or high backrests, fully upholstered options, and wooden armrest variants, their separated seat and backrest design ensures both flexibility and outstanding ergonomics while maintaining a professional appearance.



OLYMP CL



OLYMP CL NET



OLYMP 4L



OLYMP 4L NET



OLYMP PLUS CL



OLYMP PLUS 4L

## Specifications



### FILO

Seat width / depth	45 cm / 42 cm
Seat height	45 cm
Armrest height	67cm
Chair width	57 cm
Chair depth	56 cm
Chair height	81 cm
Weight capacity	130 kg
Weight	8 kg
Stackability on the floor / trolley	20 pcs / 40 pcs*
Warranty	5 years

\*FILO UPH has different stacking parameters

### FILO B

Seat width / depth	45 cm / 42 cm
Seat height	41 cm
Bench width without armrests (2-, 3-, 4-, 5-seater)	129 cm, 181 cm, 233 cm, 285 cm
Bench depth	61 cm
Bench height	81 cm
Weight capacity (2-, 3-, 4-, 5-seater)	260 kg, 390 kg, 520 kg, 650 kg
Warranty	5 years
Packaging	0,4 m³
Warranty	5 years

## Specifications



### OLYMP CL

Seat width / depth	49 cm / 47 cm
Seat height	45 cm
Chair width	56 cm
Chair depth	56 cm
Chair height	84 cm
Weight capacity	120 kg
Weight	9 kg
Warranty	5 years

### OLYMP 4L

Seat width / depth	49 cm / 47 cm
Seat height	45 cm
Chair width	56 cm
Chair depth	59 cm
Chair height	83 cm
Weight capacity	120 kg
Weight	9 kg
Warranty	5 years



# LOGOS

A versatile and highly variable range of conference chairs in a distinctive contemporary design for intelligent seating solutions



Logos represents an all-round adaptable range that offers a wide variety of solutions for offices and public spaces. The comfortable, stackable chair with a distinctive italian design is available with a variety of colours and frames. Available in mesh, upholstered, and plastic versions, it easily adapts to a wide range of spaces.

## Key Features

### Great variability

The great variability of the chairs' design allows a choice of two shapes and three colours of the frame

### Italian design

Modern and versatile conference chair featuring a distinctively shaped backrest – available in breathable perforated plastic, mesh, or upholstered versions



### Stackability

The chairs are stackable by 6 and can be joined in a row

### Optional accessories

The 4-legged version can be equipped with castors and an optional plastic table is available for all chair models, making it suitable for training rooms or conferences

## LOGOS Series

The great variability of the chairs' design allows a choice of two shapes and three colours of the frame, four colours of plastics and three types of material for the seat and backrest. The plastic version is available in four colours – black, blue, white and grey, including optional armrests. The mesh and upholstered version comes with black plastic. The 4-legged version can be equipped with castors and an optional plastic table is available for all models, making it suitable for training rooms or conferences.



LOGOS 4L



LOGOS 4L NET



LOGOS 4L UPH



LOGOS CL



LOGOS CL UPH



LOGOS CL NET

### Customise Your LOGOS



PP armrests P23  
all colours



PP armrests  
+ folding table



Row  
connectors



Castors



Transport  
trolley

## Specifications



### LOGOS 4L

Seat width / depth	42 cm / 48 cm
Seat height	46 cm
Chair width	58 cm
Chair depth	55 cm
Chair height	77 cm
Weight capacity	120 kg
Weight	9 kg
Warranty	5 years

### LOGOS CL

Seat width / depth	42 cm / 48 cm
Seat height	46 cm
Chair width	58 cm
Chair depth	54 cm
Chair height	79 cm
Weight capacity	120 kg
Weight	10 kg
Warranty	5 years



# BERNI

An exceptionally sturdy shell chair in a classic design that excels in high weight capacity

The BERNI range is the perfect choice for demanding environments such as hotels, conference rooms, and waiting areas. Thanks to the wide selection of upholstery fabrics, shell finishes, and frame colours, they seamlessly complement any interior design. The cut-out in the backrest allows for easy handling, and the chairs can be stacked when needed. This model is tested and certified to support up to 150 kg, ensuring lasting strength and reliability.



BERNI



BERNI UPH



BERNI B

## Specifications



BERNI	
Seat width / depth	40 cm / 40 cm
Seat height	45 cm
Chair width	47 cm
Chair depth	54 cm
Chair height	85 cm
Weight capacity	150 kg
Weight	8 kg
Stackability	5 pcs
Packaging	0,25 m³
Warranty	5 years

# Soft Seating

Comfort that inspires connection

Informal office spaces encourage spontaneous meetings and collaboration. Comfortable armchairs and sofas provide the perfect spot for unexpected discussions or inspiring breaks. ALBA manufactures high-quality upholstered furniture for professional use in offices, reception areas, restaurants, and hotels.





# RONA

Inviting upholstered lounge seating with distinctive design and superior comfort

Modern upholstered chairs and sofas RONA feature soft, comfortable seating with premium fabric options and elegant design details. Available with multiple base configurations and customizable finishes, these versatile pieces adapt perfectly to upscale restaurants, contemporary hotel lobbies, professional offices and stylish waiting areas, creating inviting environments for guests and visitors.

## Key Features

### Cold-cured polyurethane construction

Durable seat shells with metal frame reinforcement for lasting stability



### Premium upholstery selection

Wide range of high-quality fabrics for complete customisation

### Multiple base options

Various configurations to suit different interior requirements

## RONA Series

The RONA collection represents an innovative seating concept balancing privacy with lightness, encouraging conversation and interaction. The elegantly rounded seats from cold-cured polyurethane with metal frame create openness while maintaining comfort. Available as chairs or sofas with various base types and fabric options.



RONA




RONA SOFA



RONA AKUSTIK

Cura



Bombay



### Customise Your RONA



L21 wooden base - ash

L25 wooden base - ash

D9 metal base, swivelling

R7 metal base, swivelling

R13 metal base, swivelling


S7 metal base

S10 metal base

L38 wooden base - ash

L39 wooden base - ash

## Specifications



RONA		RONA SOFA	
Seat width	51-56 cm	Seat width	128 cm
Total width	75 cm	Total width	147 cm
Seat depth	51 cm	Seat depth	51 cm
Total depth	75 cm	Total depth	78 cm
Seat height	40 cm	Seat height	40 cm
Total height	80 cm	Total height	80 cm
Weight capacity	140 kg	Weight capacity	260 kg
Weight	12-15 kg	Weight	25-28 kg
Warranty	5 years	Warranty	5 years



# UNYO

Modular seating system for modern workspaces

The innovative UNYO modular system combines functionality, comfort and design in perfect harmony. Ideal for retail environments, galleries, hotel lobbies, and conference centres, these versatile pieces also excel in informal corporate spaces, creating opportunities for spontaneous meetings and creative breaks while fostering collaboration and enhancing productivity.

## Key Features

### Premium polyurethane components

High-quality polyurethane modules available with a wide selection of upholstery fabrics and colours



### Flexible configuration system

Available in three stand-alone frame versions or modular system with innovative joining connectors

### Refined frame finishes

Frame available in four elegant colours with transparent polycarbonate glides for smooth mobility

## UNYO Series

The unique modular system features upholstered modules made of high-quality moulded foam embedded in metal frames. Special connecting joints allow easy assembly into any combination, including curved or ring-shaped configurations, making it possible to find the perfect solution for any space and design vision.



UNYO ARMCHAIR



UNYO 2-SEATER



UNYO BENCH



UNYO MODULAR SYSTEM


Silvertex



Era



## Specifications



### UNYO ARMCHAIR

Total width	83 cm
Total depth	70 cm
Total height	75 cm
Seat height	44 cm
Weight capacity	140 kg
Warranty	5 years
Weight	12–15 kg
Warranty	5 years

### UNYO 2-SEATER

Total width	143 cm
Total depth	70 cm
Total height	75 cm
Seat height	44 cm
Weight capacity	260 kg
Warranty	5 years
Weight	25–28 kg
Warranty	5 years

# SOFT

Sleek lounge seating that transforms workspaces into comfortable, modern shared environments

The SOFT collection features comfortable lounge chairs and sofas designed for social office spaces and reception areas. These vibrant pieces add colour and create a relaxed atmosphere that encourages breaks, movement, and informal interaction. Perfect for hosting guests, casual meetings, or coffee breaks in contemporary professional environments.



SOFT 1-SEATER



SOFT 2-SEATER



SOFT 3-SEATER

Bombay



Cura



## Specifications



### SOFT 1-SEATER

Seat width / depth / height	60 cm / 35 cm / 65 cm
Total depth / height	75 cm / 70 cm
Weight capacity	140 kg
Weight	30,5 kg
Warranty	5 years

### SOFT 2-SEATER

Seat width / depth / height	135 cm / 35 cm / 150 cm
Total depth / height	65 cm / 70 cm
Weight capacity	140 kg / per seat
Weight	49 kg
Warranty	5 years

# BOB

Practical upholstered stools with timeless minimalist design

The BOB collection offers versatile upholstered stools for waiting areas and communal spaces in companies, hospitals, schools, and retail environments. Crafted with durable plywood frames, smooth glides, and premium PUR foam upholstery, these practical pieces deliver comfortable seating and easy mobility—combining functionality with a sleek, minimalist design.



BOB 1



BOB 2



BOB 3



BOB 4



Valencia



Bombay



## Specifications



### BOB

Seat width	51 cm
Seat depth	51 cm
Seat height	45 cm (BOB 1, BOB 3) 64 cm (BOB 2, BOB 4)
Warranty	5 years



# Solutions

Comprehensive seating solutions for any type of workplace

We design and manufacture seating furniture for a wide range of situations that share a common purpose: the desire to spend time in a comfortable and inspiring environment.



## SCHOOLS AND UNIVERSITIES

We offer comprehensive seating solutions for kindergartens, classrooms, lecture halls, cafeterias, canteens and common areas.



## INDUSTRIAL SEATING

Comfort at work is important for everyone. Our portfolio therefore includes not only ergonomic office seating, but also a range of work chairs for special applications. Our chairs meet the demanding requirements of special working environments.

## DESIGN SEATING

We offer stylish design seating suitable for reception areas, cafés, and modern hospitality spaces. Our exclusive collection includes expertly crafted wooden chairs, versatile indoor and outdoor models, and sophisticated bar stools — all available with variable frames or upholstery options to ensure a unified design language across your spaces.







## MEDICINE AND NURSING

Special chairs for the healthcare sector are most often used in doctors' offices, waiting and reception areas, staff facilities or nursing homes. They are subject to very similar requirements as office chairs, but they must also meet strict hygiene requirements, especially in terms of sanitary care and maintenance.



## PARDUBICE REGION HOSPITAL

New emergency and surgical pavilion featuring our RONA chairs, colourful MINUSH seating, KENT BOSS office line, and LOTOS conference range.

## Healthcare Recommended



MEDIC



NORA



KENT NET MEDICAL

## OSTRAVA UNIVERSITY

Supplying student rooms and café areas with upholstered ENRICO wooden chairs and Italian-designed ANITA seating

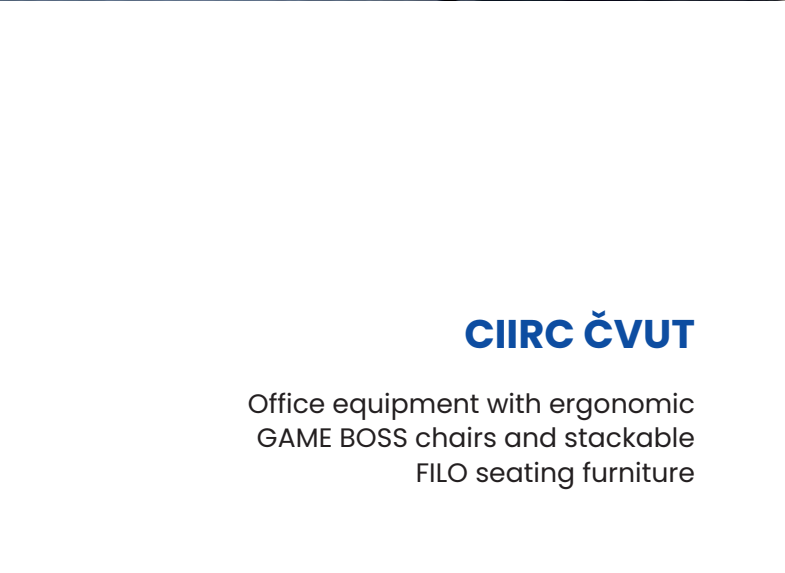






## K&L ROCK

Furnishing office space  
with chairs GAME BOSS VIP  
and YORK NET



## CIIRC ČVUT

Office equipment with ergonomic  
GAME BOSS chairs and stackable  
FILO seating furniture




# Fabrics Palette

## Fill

Price  
category  
1

Composition: 100% polyester  
Weight: 320 g/m<sup>2</sup> ± 5%, 480 g/  
bm ± 5% | Abrasion resistance: 60,000  
Martindale cycles | Light fastness: 5  
(ISO 105 - B02:1999) | Fastness to rubbing:  
5 wet, 3 dry (ISO 105 - X12:1995)



## Suedine

Price  
category  
1


Composition: 100% polyester  
Weight: 190 g/m<sup>2</sup> ± 5%, 285 g/bm ± 5%  
Abrasion resistance: 40,000 Martindale  
cycles | Light fastness: 3-4 (ISO 105  
- B02:1999) | Fastness to rubbing: wet 4-5,  
dry 4-5 (ISO 105 - X12:1995)



## Bombay

Price  
category  
2

Composition: 100% polyester  
Weight: 350 g/m<sup>2</sup> ± 5%, 490 g/bm ± 5%  
Abrasion resistance: 100,000 Martindale  
cycles | Fire resistance: BS 5852 PART 0  
Light fastness: 5 (ISO 105 - B02:1999)  
Fastness to rubbing: wet 5, dry 5  
(ISO 105 - X12:1995)



## Bondai



Price  
category  
2

Composition: 100%  
polyester | Weight: 250 g/m<sup>2</sup> ± 5%, 350 g/bm  
± 5% | Abrasion resistance: 150 000 Martindale  
cycles | Fire resistance: BS EN 1021-1,2:2006, CRIB  
5, BS 7176:1995, AM 18 NF D 60013 | Light fastness:  
6 (ISO 105 - B02:1999) | Fastness to rubbing: wet  
4-5, dry 4-5 (ISO 105 - X12:1995)



The complete offer of colours and surfaces can be found in the price lists or in the ALBA Configurator.



Fortis

Composition: 100% polyester (top layer), 95% polyester, 5% cotton (backing)  
Weight: 305 g/m² ± 5%, 442 g/bm ± 5%  
Abrasion resistance: 100,000 Martindale cycles | Fire resistance: BS 5852 PART 0  
Light fastness: 5 (ISO 105 – B02:1999)  
Fastness to rubbing: wet 5, dry 4-5 (ISO 105 – X12:1995)




Arizona

Composition: 91% PVC + 9% PU  
Fabric weight: 980 g/m² | Width: 140 cm  
Abrasion resistance: 800,000 cycles, EN ISO 12947-2 | Fire resistance: BS 5852, EN 1021-1  
Light fastness: 4 (EN ISO 105-B02) | Fastness to rubbing: wet: 5, dry: 4-5 | Pilling: EN ISO 12945-2




Lucky

Composition: 100% polyester | Weight: 400 g/m² ± 5% | Width: 140 cm ± 2% | Abrasion resistance: 200 000 Martindale cycles | Fire resistance: EN 1021 Part 1 & 2 | Light fastness: 4 (EN ISO 105-B02)  
Fastness to rubbing: (EN ISO 105-X12) wet 4, dry 4




Valencia

Composition: 100% Vinyl (topcoat), 100% Polyester (backing) | Weight: 650 g/m² ± 5% | Width: 137 cm ± 2% | Abrasion resistance: 300 000 Martindale cycles | Fire resistance: EN 1021 Part 1 & 2, DIN 4102 B2, UV-resistance: ISO 105 B02 ≥ 7/8 (Blue Wool Scale)



Era

Composition: 100% Polyester | Weight: 320 g/m², ±5% | Width: 140 cm | Abrasion resistance: ≥100,000 (EN ISO 12947-2) | Fire resistance: EN 1021-1+2, BS 7176, EN 13501-1 | Lightfastness: 5 (ISO 105 – B02)  
Fastness to rubbing: wet 4, dry 4 (ISO 105 – X12)  
Bleach cleanable: ISO 105 E03 colour change 4 for dilution factor 1:4 chlorine solution



Cura

Composition: 98% post-consumer recycled polyester / 2% polyester | Weight: 420 g/m² ± 5%, 490 g/bm ± 5% | Abrasion resistance: 100,000 Martindale cycles | Fire resistance: BS EN 1021 1-2:2006 | Light fastness: 5-8 (EN ISO 105-B02)|Fastness to rubbing: wet 5, dry 5 (ISO 105 – X12)




Silvertex

Composition: 100% Vinyl (topcoat), 100% Polyester (backing) | Weight: 685 g/m² ± 5% | Width: 137 cm ± 2% | Abrasion resistance: 300 000 Martindale cycles | Fire resistance: EN 1021 Part 1 & 2, DIN 4102 B2, CAL TB 117-2013, Section E | Light fastness: ISO 105 B02 ≥ 7/8 (Blue Wool Scale)



Leather

Composition: 100% leather  
Thickness: 0.9-1.0 mm | Grit size: 280g/m² ± 5% on average | Bending resistance: > 20,000 cycles | Fire resistance: UNI EN 1021-1,3:2006 | Light fastness 5 (ISO 105 – B02:1999)



The complete offer of colours and surfaces can be found in the price lists or in the ALBA Configurator.

The complete offer of colours and surfaces can be found in the price lists or in the ALBA Configurator.



# Partnership with ALBA

ALBA is your partner for success in tender processes. With 30 years of experience and an exceptional success rate in competitive bids, we know how to prepare winning proposals. Our team provides comprehensive support from product selection to complete documentation preparation, increasing your chances of project success.

## How We Support Your Success



### Understanding your needs

Our team familiarizes itself with your vision, the interior space, and client requirements to find optimal solutions for various environments.



### Finding the perfect match

Our extensive range of models helps you select exactly what you need. We recommend seating that complements your design and meets project requirements, with options for every budget.



### Customisation options

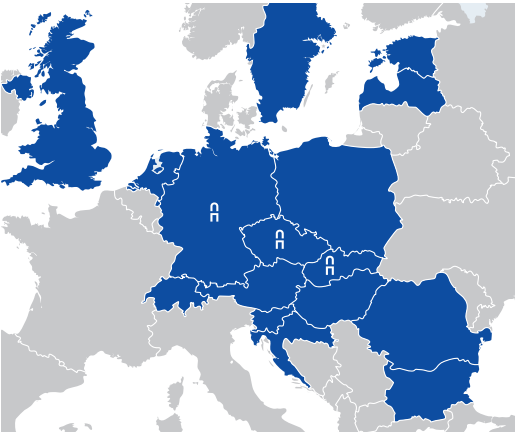
We tailor chairs to your needs with our ALBA Configurator featuring 3D visualization. Our factory can also implement modifications during production.



### Complete documentation

We provide full tender documentation such as specifications and certificates. Physical samples and expert guidance are available throughout the bidding process.

# Become Our Reseller



We have been supporting European resellers and distributors for over 10 years while continuously expanding our partner network. Our export department develops attractive sales concepts and collaborates with partners across Europe on marketing ALBA seating furniture. Our market presence continues to grow through dedicated business partnerships.

- + Sales Support
- + Marketing Resources
- + Product Training
- + Exclusive Promotions

# Manufacturing Collaboration

While we primarily produce ALBA-branded seating, we also offer manufacturing partnerships for select projects. This includes white label production allowing clients to offer our high-quality seating under their own brand, benefiting from our European production facilities.

# Customisation Options

Our expertise in modifying our standard products allows for personalization to match client preferences. Whether you need specific upholstery, unique colour combinations, specialized components, or branded elements, we adapt our chairs to match your vision.



# ALBA Collections



Crafted with superior materials and exceptional workmanship, our premium office seating delivers uncompromising quality. From ergonomic chairs to elegant conference solutions, each piece reflects meticulous attention to detail. Designed for discerning professionals demanding the highest standards.

5-year warranty




Reliable seating offering excellent value for large-scale projects and budget-conscious environments. This range features practical office chairs, work stools, conference seating and multiseating systems balancing cost-effectiveness with consistent quality and essential functionality.

2-year warranty




Stylish seating blending aesthetics with functionality for contemporary spaces. Showcases sophisticated wooden chairs, monoshell plastic options for indoor and outdoor, upholstered dining chairs, and bar stools for cafés. Multiple designs create cohesive interiors for hotels, restaurants, lobbies and terraces.

5-year warranty



Expertly upholstered soft seating fostering collaboration in modern workspaces. Features premium armchairs, sofas and bespoke soft seating perfect for spontaneous meetings and social spaces, enhancing offices, reception areas, restaurants and hotels with professional aesthetics.

5-year warranty



Innovative furniture designed for educational settings from kindergartens to universities. Includes colourful chairs for nursery schools, ergonomic desks, lecture hall seating, office chairs, work stools, cafeteria seating, and seating for relaxation areas built for intensive daily use.

2-year warranty



Healthcare-focused seating combining ergonomics with strict hygiene standards. The range includes chairs for healthcare professionals, waiting areas, consultation rooms, and efficient multiseating systems. All products feature easy-to-clean surfaces for medical environment.

5-year warranty

## SHOWROOM ŠKVOREC

Masarykovo náměstí 26  
250 83 Škvorec  
Czech Republic



## SHOWROOM BRNO

Pěstitelská 196/18  
619 00 Brno  
Czech Republic



## SHOWROOM OSTRAVA

Šenovská 32  
710 00 Slezská Ostrava  
Czech Republic



## SHOWROOM BRATISLAVA

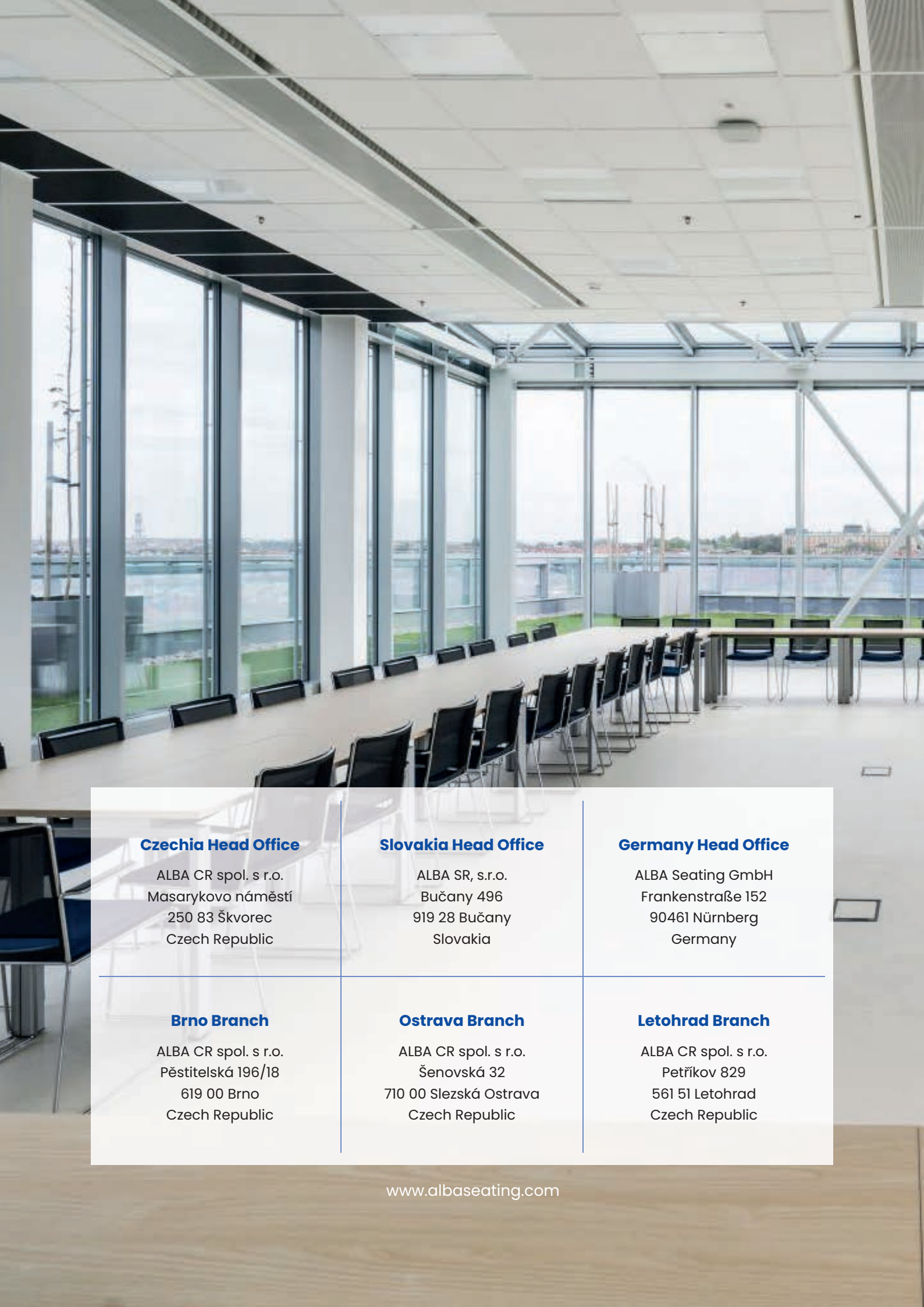
Studená 4B/18496  
Bratislava 821 04  
Slovakia



## SHOWROOM LONDON

5 Albemarle Way  
London EC1V 4JB  
United Kingdom





#### **Czechia Head Office**

ALBA CR spol. s r.o.  
Masarykovo náměstí  
250 83 Škvorec  
Czech Republic

#### **Slovakia Head Office**

ALBA SR, s.r.o.  
Bučany 496  
919 28 Bučany  
Slovakia

#### **Germany Head Office**

ALBA Seating GmbH  
Frankenstraße 152  
90461 Nürnberg  
Germany

#### **Brno Branch**

ALBA CR spol. s r.o.  
Pěstitelská 196/18  
619 00 Brno  
Czech Republic

#### **Ostrava Branch**

ALBA CR spol. s r.o.  
Šenovská 32  
710 00 Slezská Ostrava  
Czech Republic

#### **Letohrad Branch**

ALBA CR spol. s r.o.  
Petřikov 829  
561 51 Letohrad  
Czech Republic