





Suedine 1



Suedine 2



Suedine 7



Suedine 9




Suedine 11




Suedine 21




Suedine 22




Suedine 24



Suedine 29




Suedine 34



Suedine 41




Suedine 46



Suedine 59



Suedine 65



Suedine 109

Zusammensetzung

100% Polyester

Flächengewicht190 g/m² ±5%

285 g/bm ±5%

Breite

150 cm ±2%

Scheuerbeständigkeit

40.000 Zyklen

Lichtbeständigkeit

3-4 (EN ISO 105 - B02:1999)

Reibechtheit

nass: 4-5, trocken: 4-5

(ISO 105 - X12:1995)