


RIGHT

## MECHANISM SYNCHRO\*


- 1 Seat height adjustment: lift lever
- 2 Lock/unlock the backrest swing:
  - Push down lever – lock in the selected position (5 positions)
  - Lift lever – release
- 3 Adjust tilt tension: turn knob



RIGHT

## MECHANISM T-SYNCHRO\*

- 1 Seat height adjustment: lift lever
- 2 Lock/unlock the backrest swing:
  - Push down lever – lock in the selected position (5 positions)
  - Lift lever – release
- 3 Adjust tilt tension: turn knob
- 4 Seat depth adjustment: lift lever, adjustment range 50 mm



RIGHT

## MECHANISM TB-SYNCHRO\*


- 1 Seat height adjustment: lift lever
- 2 Seat depth adjustment: lift lever, adjustment range 58 mm
- 3 Lock/unlock the backrest swing:
  - Turn lever – lock in the selected position (4 positions)
  - Turn lever back – release
- 4 Adjust tilt tension: turn lever




RIGHT

## MECHANISM IMA/ERGO\*

- 1 Seat height adjustment: lift lever
- 2 Lock/unlock the backrest swing:
  - Turn lever – lock in the selected position (5 positions)
  - Turn lever back – release
- 3 Adjust tilt tension: turn lever
- 4 Adjust seat tilt up to 0°, 2.5°, 5° – turn lever
- 5 Seat depth adjustment: Push lever inside to release the seat slider, release lever to lock the seat in the first available position, adjustment range 60 mm



RIGHT



RIGHT

## MECHANISM ASYNCHRO

- 1 Seat height adjustment: press lever
- 2 Adjust backrest inclination: press lever
- 3 Adjust seat inclination: lift lever



RIGHT

### PERMANENT CONTACT MECHANISM


- 1 Adjust backrest height: loosen knob, adjust, tighten knob
- 2 Lock/unlock the backrest: tighten/loosen knob
- 3 Adjust the distance between backrest and seat: loosen knob, adjust, tighten knob



RIGHT

### MECHANISM LIDO\*

- 1 Seat height adjustment: lift lever
- 2 Lock/unlock the backrest swing:
  - Push button – lock in the selected position (5 positions)
  - Push button again – release
- 3 Adjust tilt tension: turn lever



RIGHT

### MECHANISM ASSISTBLOCK

- 1 Seat height adjustment: lift lever
- 2 Lock/unlock the backrest swing:
  - Lift lever – lock in the selected position (4 positions)
  - Push down lever – release
- 3 Adjust tilt tension: turn knob



RIGHT

### MECHANISM SYNCHRO NON\*

- 1 Seat height adjustment: lift lever
- 2 Lock/unlock the backrest swing:
  - Push button – lock in the selected position (5 positions)
  - Push button again – release
- 3 Adjust tilt tension: turn lever
- 4 Seat depth adjustment: turn lever (unlock), adjustment range 50 mm
- 5 Restrict the backrest inclination: push button

Always apply appropriate force to the controls

\*The mechanism is equipped with an anti-shock system to prevent the backrest from returning spontaneously when released.